

Studio Portraiture

Stage 1
2015/16



Seven headings to consider:

1. Lighting and tonality.
 - Where is the lighting?
 - How and where is the tonality formed?
2. Sitters
 - One? How do model and photographer relate to each other? Is there a dialogue?
 - Two? How do the models relate to each other? What do they do?

Seven headings to consider:

3. Pose.
 - How are the face and body used?
 - What are the eyes doing?
4. Props and objects.
 - How does the choice of clothes influence?
 - What is the role of props or objects?
5. Backgrounds.
 - How does the background choice influence?

Seven headings to consider:

6. Composition and framing.
 - How does the composition contribute to the image? What shape is the frame?
 - How significant is the scale of model to frame? Does the model fill the frame?
7. Camera
 - Where is the camera positioned?
 - Where is the point of focus?
 - How much depth of field is used?

William Henry Fox Talbot



Photographic studio, 1850's



Unknown photographer
Hand coloured ambrotype



Adolph de Meyer



Adolph de Meyer



Edward Steichen



Edward Steichen



Edward Steichen



Edward Steichen



Cecil Beaton



Cecil Beaton




Cecil Beaton




Karsh




Karsh




Karsh



Irving Penn




Irving Penn



Irving Penn




Irving Penn




Irving Penn




Irving Penn



David Bailey



David Bailey




David Bailey



David Bailey



David Bailey




David Bailey




Richard Avedon



Richard Avedon



Robert Mapplethorpe




Robert Mapplethorpe



Robert Mapplethorpe



Robert Mapplethorpe




Robert Mapplethorpe



Robert Mapplethorpe




Robert Mapplethorpe



Mark Laita




Mark Laita



Mark Laita



Mark Laita



Desiree Dolron



Desiree Dolron



Notes available @
www.fixerstain.com

