

## **Introduction to Photographic Practice – Part B**

<b>Brief A:</b> Studio and darkroom intro	<b>Semester:</b> Two 2015/16
<b>Publish date:</b> Friday 12 <sup>th</sup> February	<b>Submission date:</b> Friday 11 <sup>th</sup> March TBC
<b>Tutors:</b> Tony Murray, Anne Marie Walker & Geoff White	

**Aims:** This first brief is intended to teach you basic studio and darkroom skills and procedures. It will place particular emphasis on controlling studio lighting and exposure, and provide material for you to learn film and paper processing.

**Description:** Working with your group members, you will undertake the work below using studio lighting and film cameras. This will be undertaken using the in-house Bronica cameras and **Kodak T-Max 100** or **Ilford FP4** roll film. This material will be printed on **Ilford (8 x 10)" Multigrade** paper, either Gloss or Pearl surfaces.

Undertake six portraits, using the following lighting set-ups:

1. One soft light source only;
2. One soft light source and a reflector only;
3. One hard light source only;
4. One hard light source and a reflector only;
5. Two lights, both with soft light modifiers;
6. Two lights, both with hard light modifiers.




### **Submission requirements:**

- Darkroom material
  - Produce a set of contact prints of each film processed. Indicate your editing as appropriate.
  - Produce one print each of the six required portraits above. The image size should be (8 x 6)" on (10 x 8)" photographic paper. Indicate the lighting set up used on the back of each photograph.
  - All film work must be processed and printed in the college darkrooms. All film material should be submitted as part of the project.
- Lighting record
  - Complete and submit the attached lighting record sheet with your submission. This should indicate the position and distance of lights and reflectors used. It should also indicate the type of lighting reflector or modifier used, e.g. umbrella, soft-box, snoot, etc.



### **Assessment:**

- Darkroom work (50%)  
Darkroom practice, technical quality of prints and film processing, and the completion of the darkroom requirements of the brief.
- Studio work (50%)  
Camera work, lighting, exposure and the completion of the lighting requirements of the brief.

### Lighting and Exposure Record

<b>Name:</b>	Indicate lighting positions and distances
<b>One soft light source</b>  Film ISO used: Film Exposure: <i>f</i> @       /	
<b>One soft light source &amp; a reflector</b>  Film ISO used: Film Exposure: <i>f</i> @       /	
<b>One hard light source</b>  Film ISO used: Film Exposure: <i>f</i> @       /	

### Lighting and Exposure Record

<b>Name:</b>	Indicate lighting positions and distances
<b>One hard light source &amp; a reflector</b>  Film ISO used: Film Exposure: <i>f</i> @       /	
<b>Two lights with soft light modifiers</b>  Film ISO used: Film Exposure: <i>f</i> @       /	
<b>Two lights with hard light modifiers</b>  Film ISO used: Film Exposure: <i>f</i> @       /	